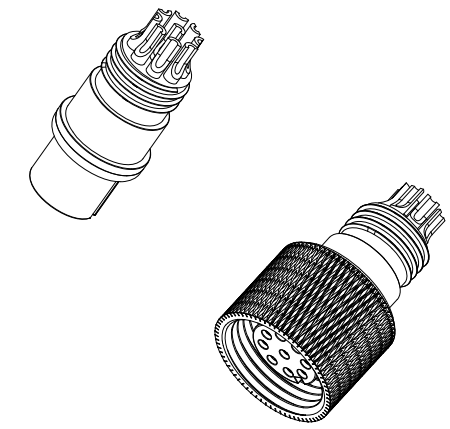
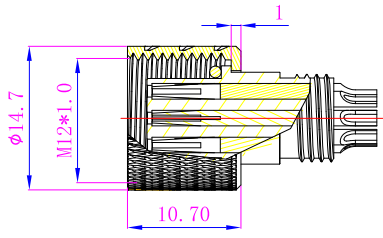
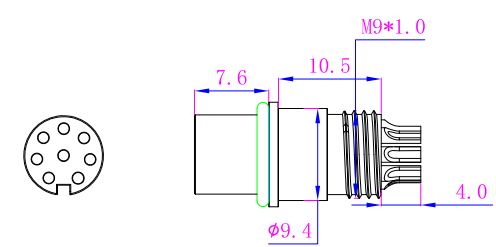
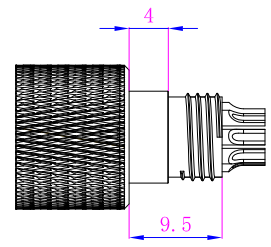
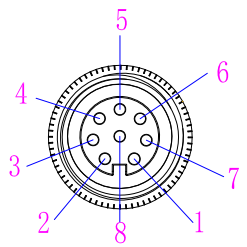


1	2	3	4	5	6	7	8	
MOLD NO.		RFQ NO. : XXXXXX			REV.	DESCRIPTION	APPD.	DATE
					A	INITIAL RELEASED	WANG	04/24/19'



Specifications

Connector locking system: NUT SUS 304
 Termination: Screw
 Temperature range: -40° C ~ +85° C
 Mating cycles: > 100
 Coding: A
 Degree of protection: IP67 when mated

Rated voltage: 60V AC/DC
 Rated current: 2A
 Contact resistance: ≤5 mΩ
 Insulation resistance: ≥100 MΩ

Materials:

Contact: CuZn
 Contact plating: Gold plated
 Contact insert: PA66+GF UL94 V-0
 Nut: SUS 304 Passivate
 Seal: FKM

<http://www.jh-com.com> <http://connectors-cable.com>

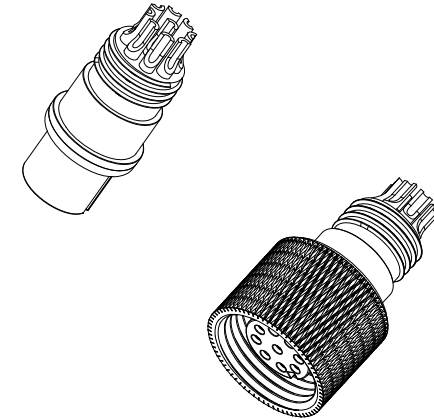
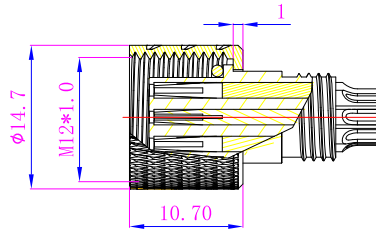
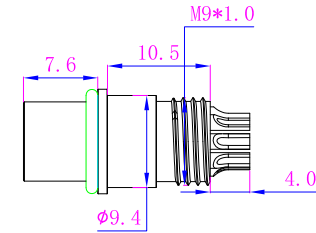
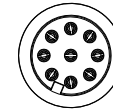
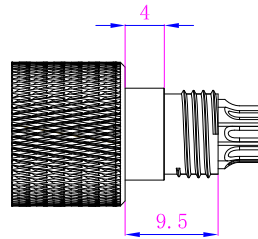
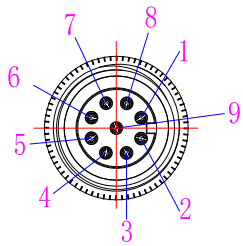
UNDECLARED TOLERANCE		CUS P/N:	骏慧兴业科技有限公司		
X. ±1.0	X. ° ±2.0°	PART NO. : 92075-02	Shenzhen JH-C Precision Technology CO		
.X±0.5	.X° ±1.0°		TITLE: M12 8Pin 焊线式可成型式连接器 不锈钢螺母		
.XX±0.2	.XX° ±0.5°				
UNITS: MM		APPD. :	DWG NO. :		
THESE DRAWINGS AND SPECIFICATIONS ARE THE PROPERTY OF JH-C AND SHALL NOT BE REPRODUCED, COPIED OR USED IN ANY MANNER WITHOUT THE PRIOR WRITTEN CONSENT OF JH-C.		CHKD. :	SCALE	SHEET	REV.
		DR. : HWJ_03/11/18'			

All materials are RoHS compliant

ITEM	PART NAME	DESCRIPTION	QTY
------	-----------	-------------	-----

MOLD NO. RFQ NO. : XXXXXX

REV.	DESCRIPTION	APPD.	DATE
A	INITIAL RELEASED	WANG	04/24/19'



Specifications

Connector locking system: NUT SUS 304
 Termination: Screw
 Temperature range: -40° C ~ +85° C
 Mating cycles: > 100
 Coding: A
 Degree of protection: IP67 when mated

Rated voltage: 60V AC/DC
 Rated current: 2A
 Contact resistance: ≤5 mΩ
 Insulation resistance: ≥100 MΩ

Materials:

Contact: CuZn
 Contact plating: Gold plated
 Contact insert: PA66+GF UL94 V-0
 Nut: SUS 304 Passivate
 Seal: FKM

All materials are RoHS compliant

<http://www.jh-com.com> <http://connectors-cable.com>

UNDECLARED TOLERANCE		CUS P/N:	骏慧兴业科技有限公司 Shenzhen JH-C Precision Technology CO		
X. ±1.0	X. ° ±2.0°	PART NO. : 92075-01	TITLE: M12 9Pin 焊线式可成型式连接器 不锈钢螺母		
.X±0.5	.X° ±1.0°				
.XX±0.2	.XX° ±0.5°				
UNITS: MM		APPD. :	DWG NO. :92075-01		
THESE DRAWINGS AND SPECIFICATIONS ARE THE PROPERTY OF JH-C AND SHALL NOT BE REPRODUCED, COPIED OR USED IN ANY MANNER WITHOUT THE PRIOR WRITTEN CONSENT OF JH-C.		CHKD. :	SCALE	SHEET	REV.
		DR. : HWJ_03/11/18'			

ITEM	PART NAME	DESCRIPTION	QTY
------	-----------	-------------	-----